

# RAZOR

## DELTA ROLLOVER POWER TARP

### OWNERS MANUAL



Greatly improves driver safety | reduces work related injuries | saves time | easy to install & operate | enhances fleet professionalism

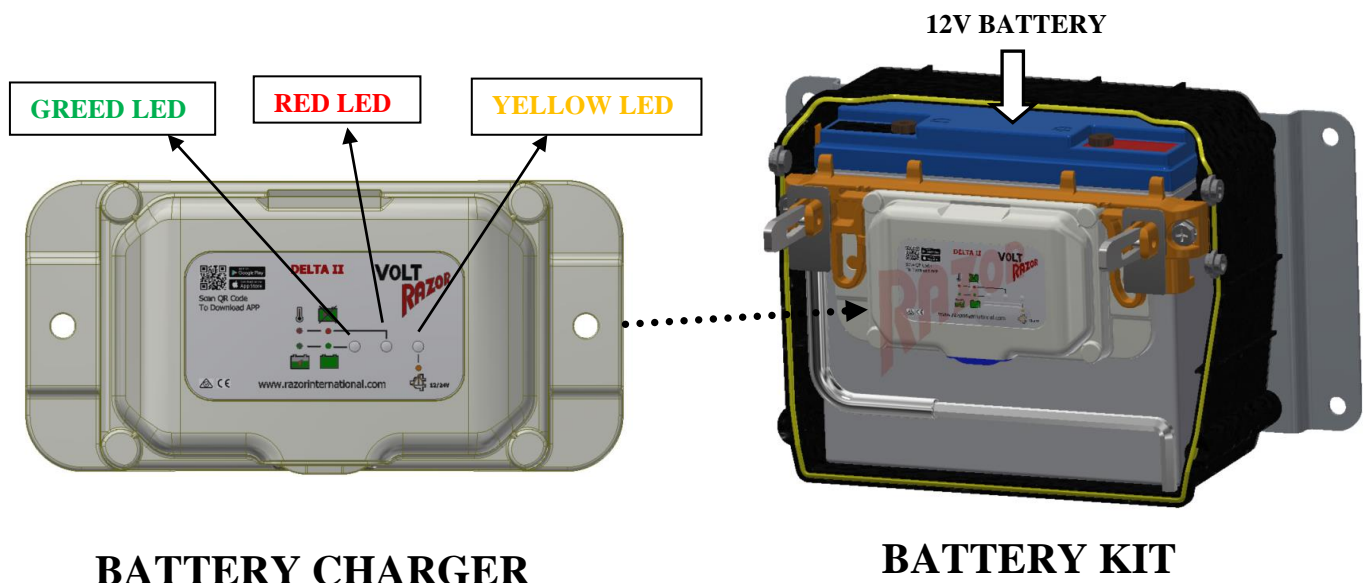
# RAZOR DELTA ROLLOVER TARP OPERATING INSTRUCTIONS

## Basic Operation:

The Razor Rollover tarp can be operated by way of the main control pad located on your truck or trailer bin or by the remote.

- **Main Keypad** - You must first hold the **STOP** button down for 3 seconds on controller until all led illuminate and release the button. This will wake up or “initiate” the unit. The blue arrow on the main keypad opens the tarp (uncovers the load). The green arrow closes the tarp (covers the load). The stop button can be used at any time to stop the tarp. The motor will automatically stop when the tarp reaches its full travel
- **Universal Battery Charger**- The battery charger is located inside the battery kit and has three LED lights. Note: the battery cover is shown as transparent for the purpose of clarity. For indication of the condition of battery and of power supply from the trailer their functions are as per the table below:(Note: 🌟 & 🌟 stands for LED flashing; ● , ● & ● Stands for LED illuminates)

●			Battery Charged
🌟			Battery Charging
		●	Low Input Voltage
	●		Battery Not Connected / Faulty
	🌟		Charger Over Temp



- **Remote** - These buttons have identical functions to the main keypad. Before pressing Up or Down button to operate the tarp, always press the red round button on 3 button remote or red stop button on 4 button remote first.



3 BUTTON REMOTE



4 BUTTON REMOTE

NOTE: The wireless remote operates off a momentary signal. The buttons are not to be held for longer than 2 seconds at a time as this may cause the remote to become inoperable.

### LED Operation on Main Keypad:

There are 3 LED's located on the main keypad. They are: Battery

Light , Comms Light  and **Status Light** . (See Pic below)



- **Battery Light** 

Under normal operation, **Green** flashes once (●) per second


Low battery detect level=11.8V, **Amber** flashes once (●) per second

If the voltage drops below 8V, **Red** flashes once (●) per second  
the unit will not work at all

*(Note: the above happens after the unit is awoken. There is no flash when the unit is in sleep mode)*

- **Comms Light**  : This light is used to pair in a new /replacement remote.
- **Status Light**  : This light is to show the status when the motor runs in different directions
  - Running Up---**Green** flashes once (●) per second
  - Running Down---**Green** flashes twice (●●) per second






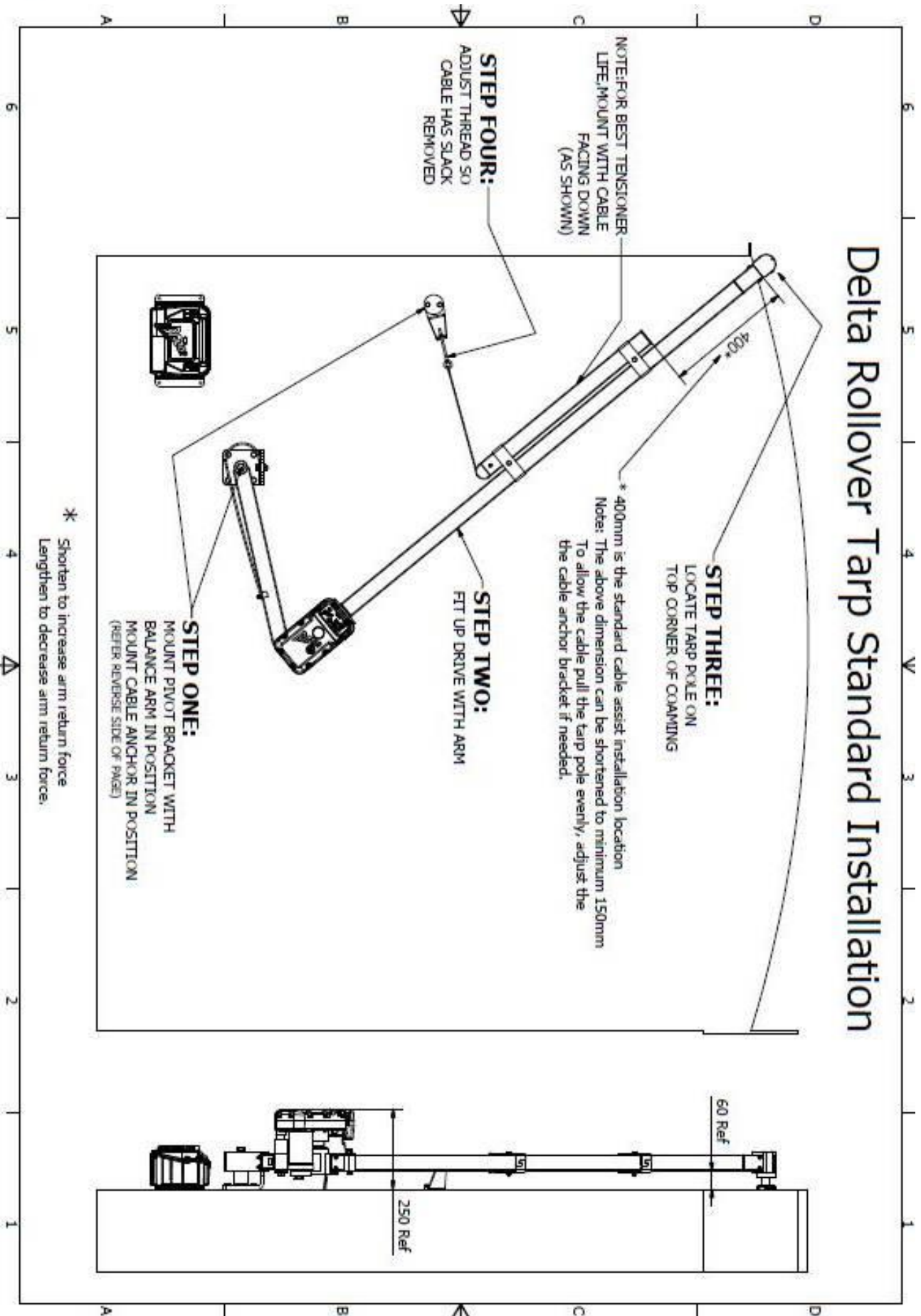
- **Manual Override** - The Razor Delta Power Tarp can be manually operated in the situation where all the trouble shooting options are exhausted.

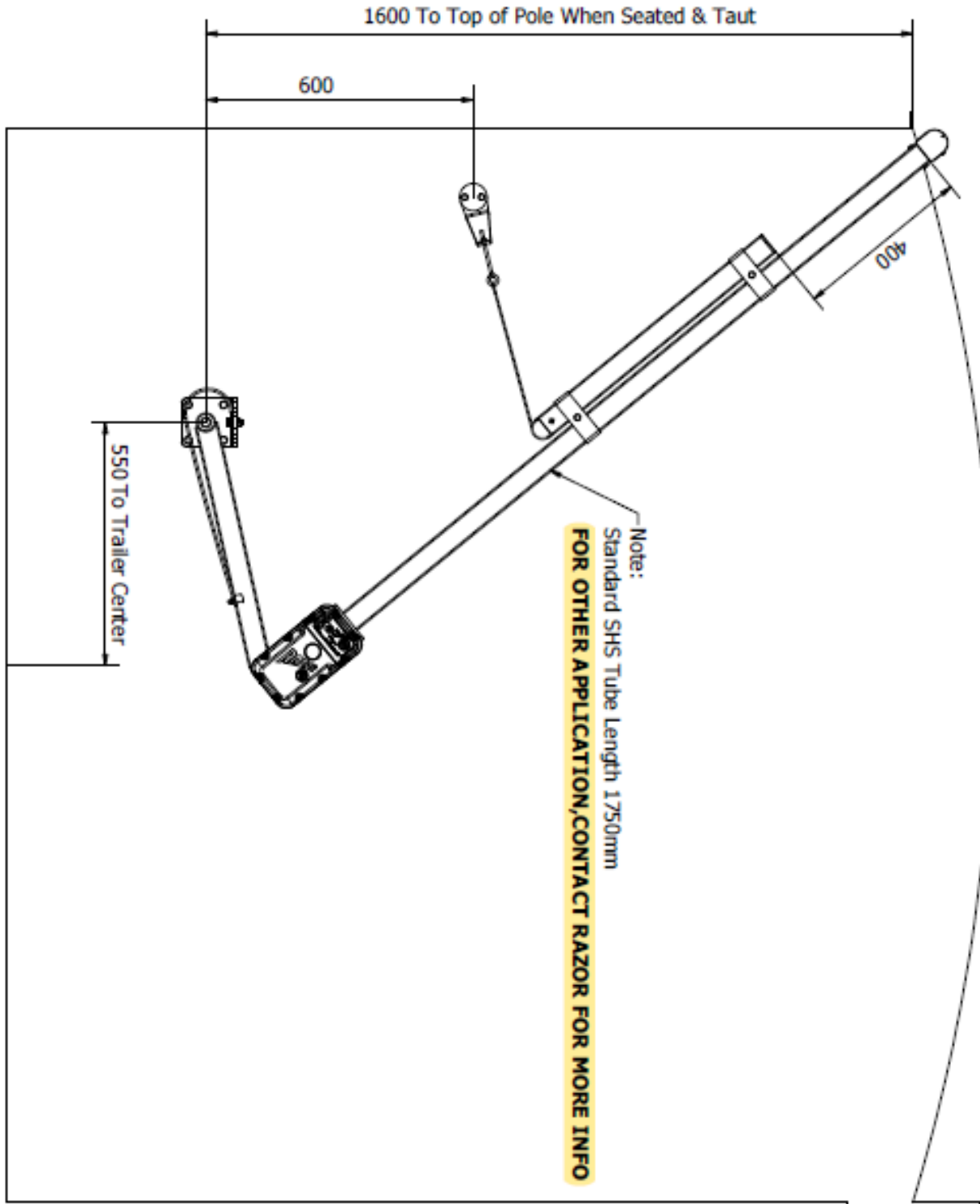
**\*Step 1:** Flick up the toggle to release the brake at the rear of the motor

**\*Step 2:** Remove 1/4 turn cap at the front of the gearbox with the manual handle hex end as per below image

**\*Step 3:** Using hex key of manual handle, wind tarp in or out as required







## Rollover Tarp Standard Installation



**WARNING** – The manual override is only to be used as a last resort and Razor International takes no responsibility for the tarp being operated in an unsafe manner. Contact your dealer immediately if the razor tarp happens to stop working.

**Maintenance:** Razor Power Tarp requires 6 month interval maintenance; Refer to our website for further information [www.razorinternational.com](http://www.razorinternational.com).

- **Battery** - To ensure trouble free operation. Regularly check LEDs to confirm charging. If there is an issue, then check supply (trailer wiring) and connectors.
- **Tarp Tension** - Tarp tension is maintained by the Razor Motor Controller and no maintenance is required.

For any further information please contact your nearest authorized agent.

## TO AVOID LOSS OF WARRANTY

- DO NOT CUT HARNESSSES
- DO NOT BYPASS RAZOR BATTERY KIT



Razor International Pty Ltd  
ABN 88 085 220 23920 239

sales@razorinternational.com www.razorinternational.com  
Tel +61 3 9357 7181 Fax +61 3 9357 7189 **1300 555 865**  
28B Amcor Way, Campbellfield 3061 Victoria Australia

**ENJOY SAFE & EASY TRUCKING WITH RAZOR POWER TARPS.**