







## DECK OPERATION INSTRUCTIONS (Remote activation only)

### Up Direction

1. Press red "  " button on remote to wake up , followed by 2 Red flashes on the main controller.
2. To run press blue "  " button on remote , followed by 1 red flash on the remote. Then, Razor deck motor runs up.
3. To STOP press green "  " on remote at the desired deck height , followed by one red flash on the remote and motor will stop then run down until locks are engaged.

### Down Direction

1. Press red "  " button on remote to wake up, followed by 2 red flashes on the main controller.
2. To run press green "  " button on remote , followed by 1 red flash on the remote. Then, motor will run up for ten seconds than stop, locks will disengage and then motor continue to run in the down direction.
3. At the desired height press the green "  " button on remote, followed by 1 red flash on the remote. Then, motor will stop, locks will release and then motor will continue down until locks are engaged.